


ENGINEERING TECHNOLOGY BACHELOR'S DEGREES AWARDED BY SCHOOL

1. Ferris State University	382
2. Indiana U. Purdue U., Indianapolis	280
3. Southern Polytechnic State University	235
4. Purdue University	226
5. Rochester Institute of Technology	205
6. Wentworth Institute of Technology	174
7. University of Houston	172
8. University of Toledo	169
9. Oklahoma State University	157
10. University of North Carolina, Charlotte	148
11. Old Dominion University	147
12. University of Cincinnati	142
13. Michigan Technological University	132
14. Purdue University, Calumet	123
15. Northeastern University	107
16. New Jersey Institute of Technology	98
17. Weber State University	96
18. Alfred State College	95
19. University of Dayton	90
20. Pennsylvania State Univ., Erie	89
21. California State Poly. U., Pomona	85
21. Texas A&M University	85
23. Indiana U. Purdue U., Fort Wayne	84
23. South Dakota State University	84
25. University of Maine	82
25. Montana State University	82
27. Minnesota State University, Mankato	78
27. Oregon Institute of Technology	78
29. Georgia Southern University	76
30. Drexel University	74
31. Arizona State U., Coll. of Tech. & Innov.	64
31. Texas Tech University	64
33. Brigham Young University	61
34. Wayne State University	60
35. Western Carolina University	59
36. DeVry University, Chicago	55
37. University of North Texas	52
38. Northern Illinois University	51
39. DeVry University, Fremont	50
39. New Mexico State University	50
41. Metropolitan State College of Denver	48
42. University of Hartford	47
43. Louisiana Tech University	45
44. Western Michigan University	44
45. Lawrence Technological University	43
46. DeVry University, Columbus	41
47. Miami University	40
48. California Maritime Academy	37
49. Pennsylvania State Univ., Harrisburg	36
50. Milwaukee School of Engineering	35

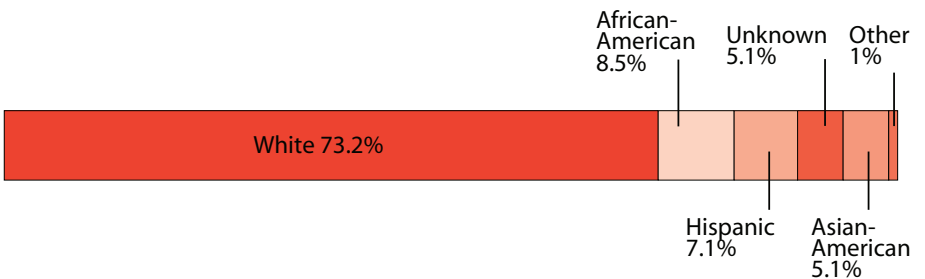
96 schools reported.

ENGINEERING TECHNOLOGY BACHELOR'S DEGREES BY GENDER



	2001	2002	2003	2004	2005	2006	2007	2008	2009
Female	10.7%	11.0%	11.7%	11.1%	10.5%	10.4%	9.9%	9.5%	9.4%
Male	89.3%	89.0%	88.3%	88.9%	89.5%	89.6%	90.1%	90.5%	90.6%

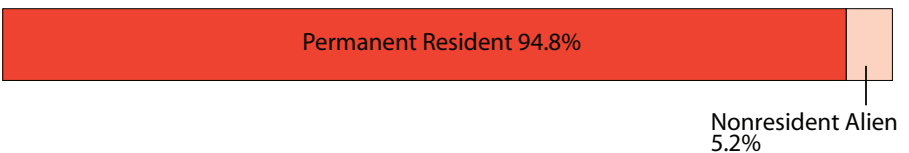
ENGINEERING TECHNOLOGY BACHELOR'S DEGREES BY ETHNICITY



	2001	2002	2003	2004	2005	2006	2007	2008	2009
African American	7.6%	8.1%	8.3%	8.4%	7.6%	7.9%	7.7%	8.6%	8.5%
Hispanic	5.7%	4.7%	6.2%	5.9%	5.1%	5.2%	6.9%	7.5%	6.7%
Other	10.9%	10.6%	9.5%	8.8%	10.3%	9.9%	7.5%	5.8%	9.2%
Asian American	6.5%	5.8%	6.1%	5.5%	5.8%	5.2%	6.6%	6.0%	5.1%
Caucasian	69.3%	70.8%	69.9%	71.4%	71.2%	71.8%	71.3%	72.0%	70.5%

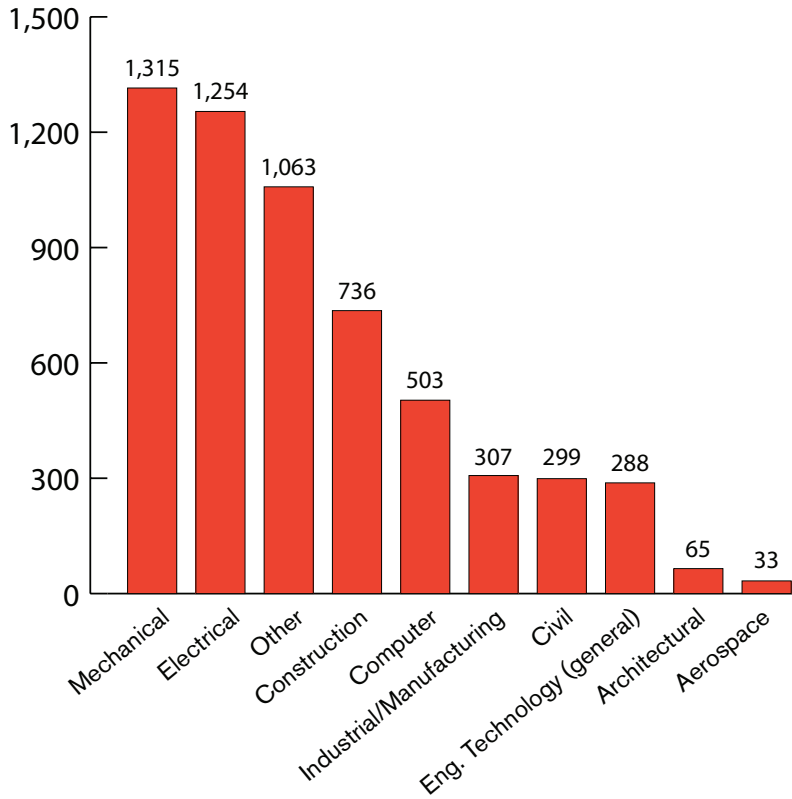
American Indians (0.6%), Hawaiian/Pacific Islanders (0.1%) and Two or More (0.3%) are combined under Other. Three institutions reported virtually all degrees in the Unknown field. These institutions were removed from the calculations for race, ethnicity and residency.

ENGINEERING TECHNOLOGY BACHELOR'S DEGREES BY RESIDENCY



	2001	2002	2003	2004	2005	2006	2007	2008	2009
Foreign National	4.8%	4.6%	5.4%	5.0%	3.6%	3.5%	3.5%	4.1%	4.0%
Domestic	95.2%	95.4%	94.6%	95.0%	96.4%	96.5%	96.5%	95.9%	96.0%

ENGINEERING TECHNOLOGY BACHELOR'S DEGREES BY DISCIPLINE: 5,863

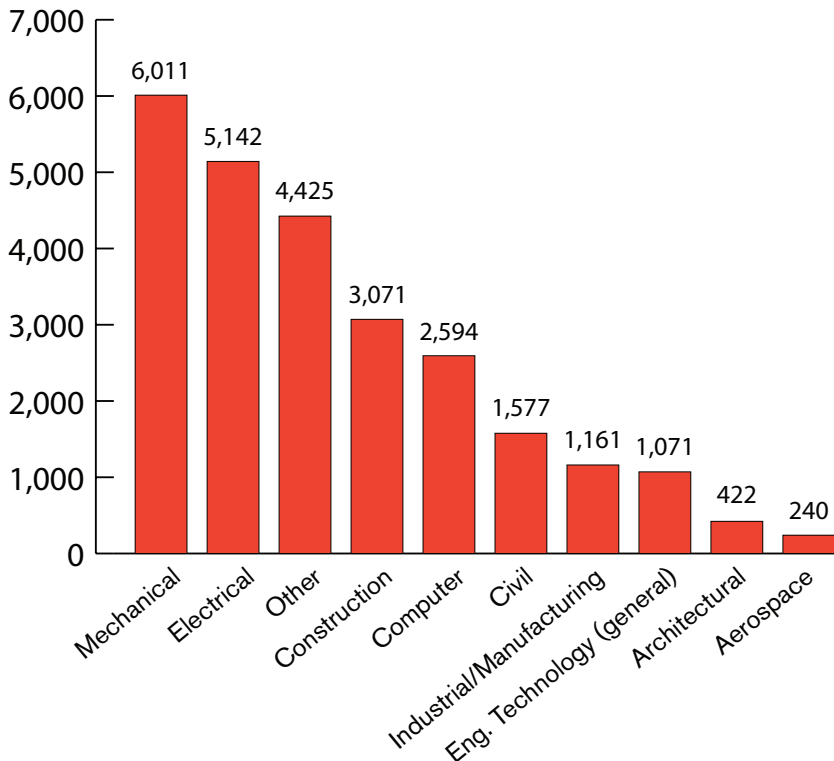


ENGINEERING TECHNOLOGY DEGREES AWARDED TO WOMEN BY SCHOOL

1. Indiana U. Purdue U., Indianapolis	70
2. Ferris State University	32
3. Southern Polytechnic State University	28
4. Rochester Institute of Technology	24
5. University of Dayton	17
5. University of Houston	17
7. Purdue University, Calumet	16
8. Weber State University	15
9. University of Cincinnati	14
9. University of Hartford	14
11. Wentworth Institute of Technology	12
12. Northeastern University	11
12. Old Dominion University	11
14. Arizona State U., Coll. of Tech. & Innov.	10
15. University of Toledo	9
16. Grambling State University	8
16. New Jersey Institute of Technology	8
18. Alfred State College	7
18. DeVry University, Chicago	7
18. Indiana U. Purdue U., Fort Wayne	7
18. University of Memphis	7
18. Oklahoma State University	7
18. Pennsylvania State University, Erie	7
18. Purdue University	7
25. California State Poly. U., Pomona	6
25. Georgia Southern University	6
25. Miami University	6
25. Wayne State University	6
25. Western Carolina University	6
30. California Maritime Academy	5
30. Colorado Technical University	5
30. DeVry University, Arlington	5
30. DeVry University, Decatur	5
30. DeVry University, Fremont	5
30. New Mexico State University	5
30. Northern Illinois University	5
30. Southern University and A&M College	5
30. Texas A&M University	5
39. California State University, Sacramento	4
39. DeVry University, Columbus	4
39. DeVry University, Miramar	4
39. DeVry University, Orlando	4
39. University of Maine	4
39. Metropolitan State College of Denver	4
39. Michigan Technological University	4
39. Minnesota State University, Mankato	4
39. Montana State University	4
39. University of North Carolina, Charlotte	4
39. Prairie View A&M University	4
50. 11 schools tied with 3	3

96 schools reported.

FULL-TIME ENGINEERING TECHNOLOGY ENROLLMENT BY DISCIPLINE: 25,714*



* enrollment is for full-time bachelor's degree candidates in engineering technology.

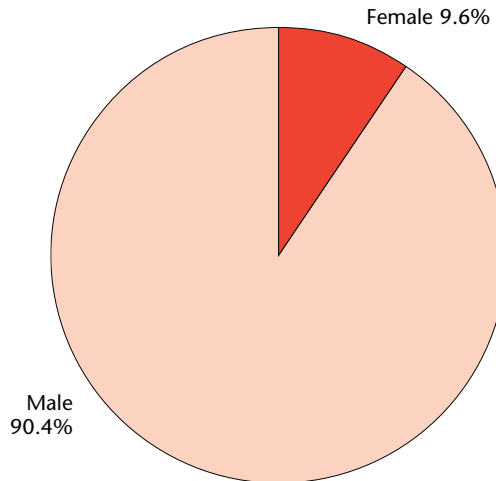
ENGINEERING TECHNOLOGY ENROLLMENT BY SCHOOL*

1. Ferris State University	1,864
2. Southern Polytechnic State University	1,488
3. Indiana U. Purdue U., Indianapolis	1,447
4. Rochester Institute of Technology	1,270
5. University of Cincinnati	1,068
6. Purdue University	1,047
7. University of Houston	1,004
8. Wentworth Institute of Technology	1,001
9. University of Toledo	996
10. Old Dominion University	899
11. University of North Carolina, Charlotte	819
12. Metropolitan State College of Denver	719
13. Purdue University, Calumet	701
14. Oklahoma State University	686
15. Georgia Southern University	606
16. New Jersey Institute of Technology	527
17. University of Maine	502
18. California State Poly. U., Pomona	493
19. Purdue University, North Central	492
20. Weber State University	486
21. Oregon Institute of Technology	480
22. Alfred State College	478
23. New Mexico State University	468
24. University of Hartford	435
25. Pennsylvania State University, Erie	414
26. DeVry University, Pomona	409
27. Arizona State U., Coll. of Tech. & Innov.	405
28. Indiana U. Purdue U., Fort Wayne	400
29. Texas A&M University	390
30. Montana State University	379
31. DeVry University, Columbus	375
32. DeVry University, Decatur	370
33. Michigan Technological University	364
34. South Dakota State University	345
35. Northeastern University	341
36. DeVry University, Fremont	329
37. Western Michigan University	305
38. DeVry University, Phoenix	292
39. Minnesota State University, Mankato	284
40. University of Dayton	264
41. Buffalo State College	259
42. Northern Illinois University	257
43. Pennsylvania State University, Harrisburg	250
44. DeVry University, Chicago	244
45. Western Carolina University	242
46. DeVry University, Irving	228
47. Miami University	221
48. DeVry University, Houston	214
49. DeVry University, Orlando	212
50. Wayne State University	208

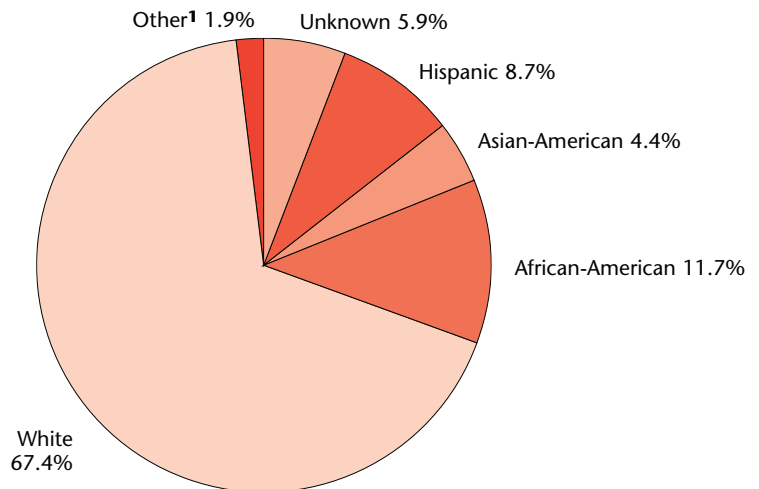
96 total schools reported.

* Enrollment is for full-time and part-time bachelor's degree candidates in engineering technology.

ENGINEERING TECHNOLOGY ENROLLMENT BY GENDER



ENGINEERING TECHNOLOGY ENROLLMENT BY ETHNICITY*



*Calculations for enrollment by ethnicity do not include foreign nationals.

1 Other includes Hawaii/Pacific Islander (0.1%), Native American (0.9%) and Two or More (0.9%).

ENGINEERING TECHNOLOGY ENROLLMENT BY RESIDENCY

